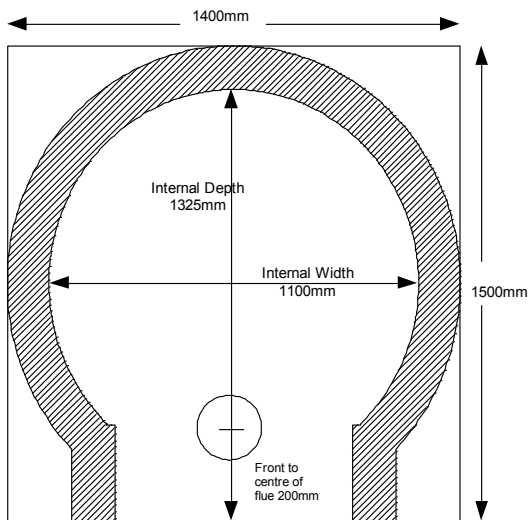




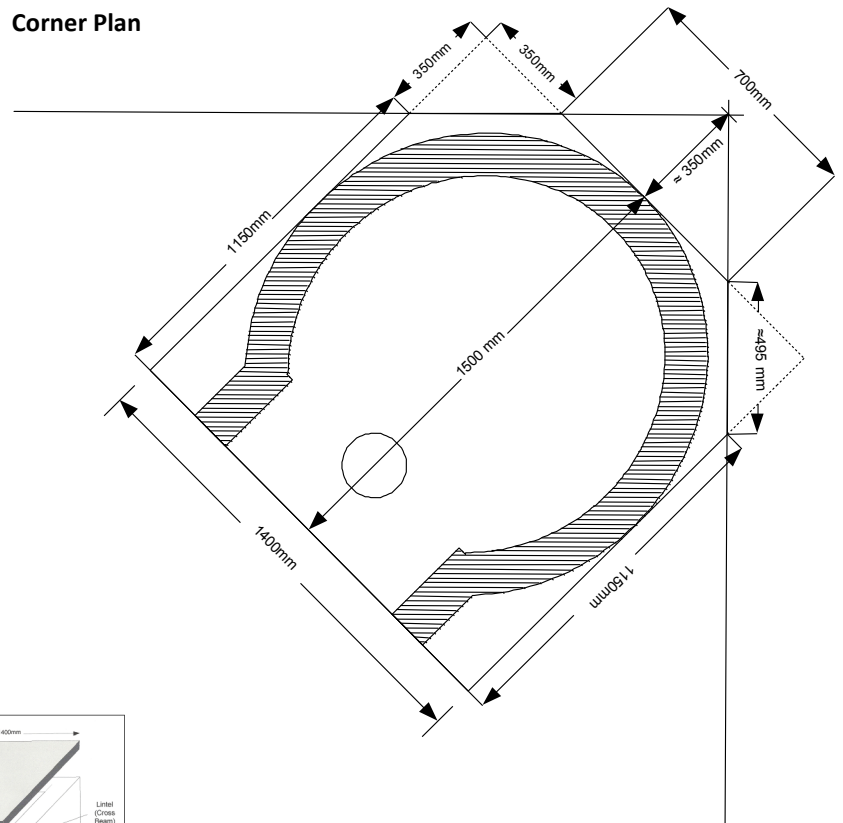
Original Model Specifications Sheet

WOOD FIRED PIZZA OVENS

Floor Plan



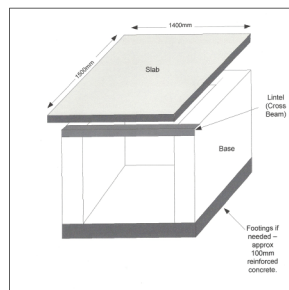
Corner Plan



Base Construction Original Model

Slab dimensions for completed oven - 1400mm wide x 1500mm deep x 65 mm thick*
 *Slab is provided with completed ovens only. If making your own slab we recommend 100mm reinforced concrete.

Note Bench and wall heights are a guide only - you can build your base to whatever height will be most comfortable for you when using the oven.



Oven Specs Overview

External Measurements

External width: 1400mm
 External depth: 1500mm
 External height: ≈700mm

Internal Measurements

Internal width: 1100mm
 Internal depth: 1325mm
 Internal height: 470mm

Door/Mouth Measurements

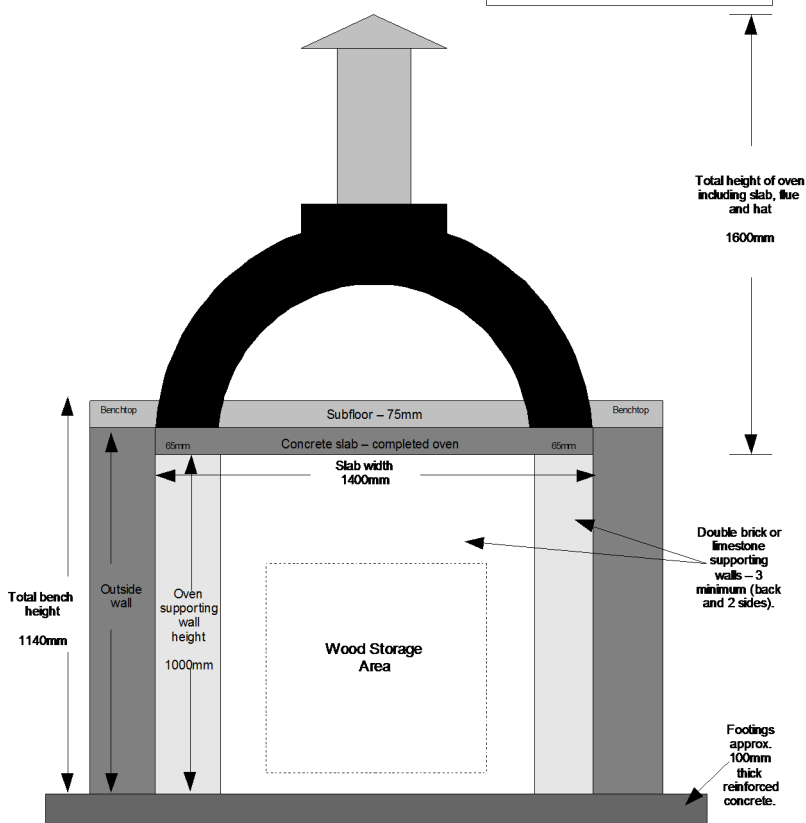
Width: 500mm
 Height: 330mm

Stainless Steel Flue Measurements

Length: 1000mm
 Diameter: 6" (approx 152mm)

Weight

Completed unit including slab ≈1100kg
 DIY kit (no slab) ≈ 750kg



Note The aim is to have the benchtop level with the oven floor. Therefore the outside wall should be total bench height less thickness of whatever you are using to finish your benchtop eg. tile thickness.