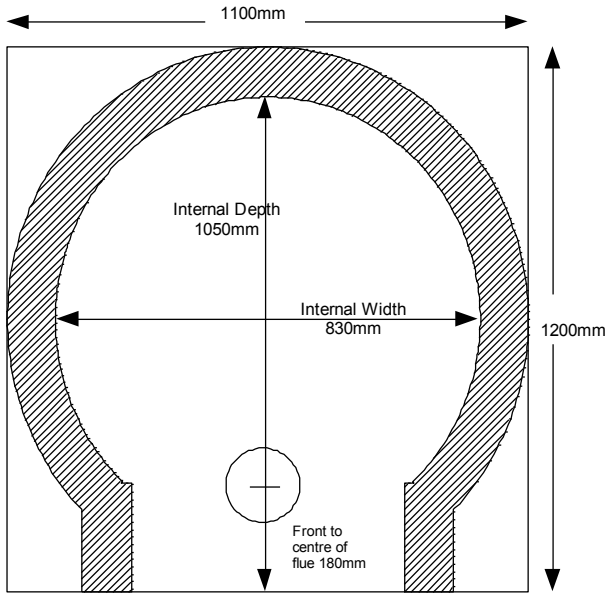




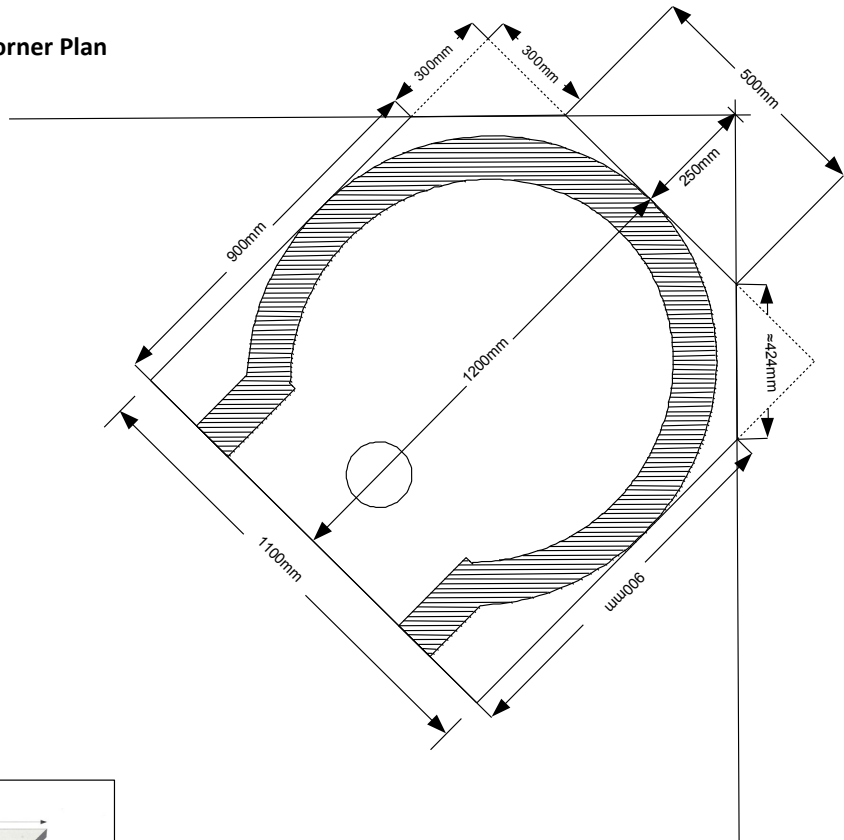
Midi Model Specifications Sheet

WOOD FIRED PIZZA OVENS

Floor Plan



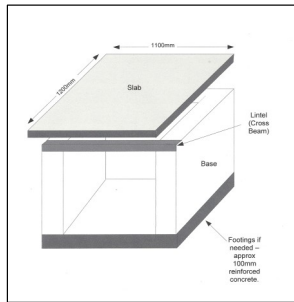
Corner Plan



Base Construction Midi Model

Slab dimensions for completed oven - 1100mm wide x 1200mm deep x 65 mm thick*
 *Slab is provided with completed ovens only.
 If making your own slab we recommend 100mm thick reinforced concrete.

****Note** Bench and wall heights are a guide only - you can build your base to whatever height will be most comfortable for you when using the oven.**



Oven Specs Overview

External Measurements

External width: 1100mm
 External depth: 1200mm
 External height: ≈620mm

Internal Measurements

Internal width: 830mm
 Internal depth: 1050mm
 Internal height: 440mm

Door/Mouth Measurements

Width: 495mm
 Height: 260mm

Stainless Steel Flue Measurements

Length: 1000mm
 Diameter: 6" (approx 152mm)

Weight

Completed unit including slab ≈600kg
 DIY kit (no slab) ≈400kg

