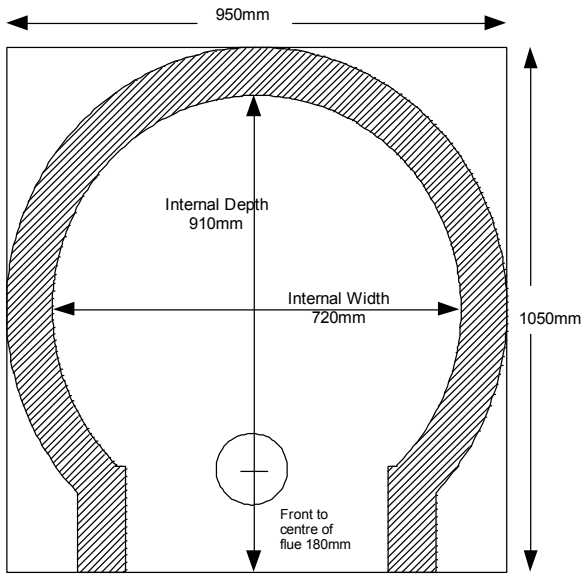




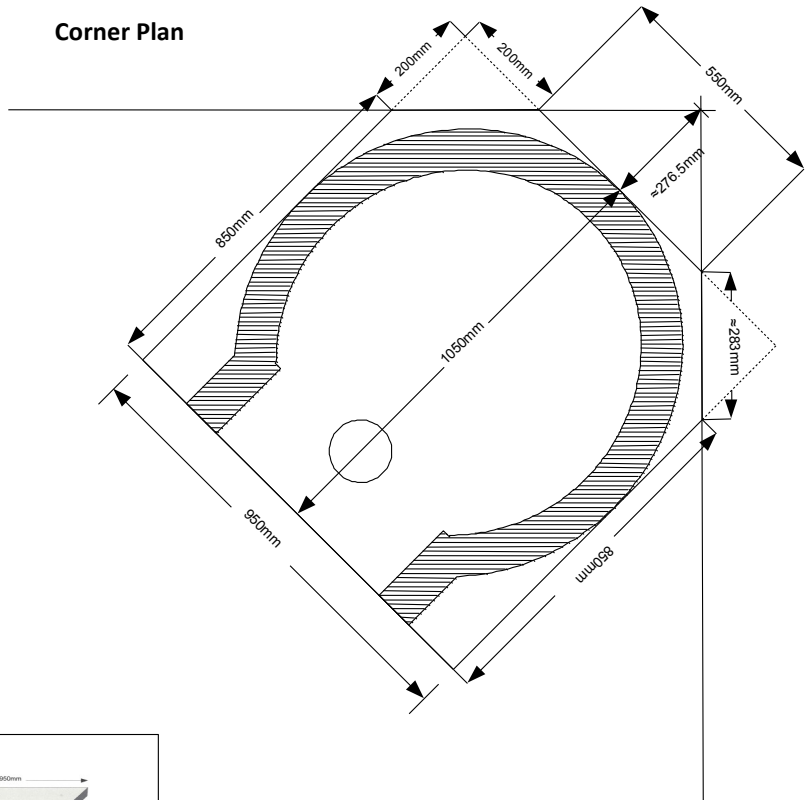
Courtyard Model Specifications Sheet

WOOD FIRED PIZZA OVENS

Floor Plan



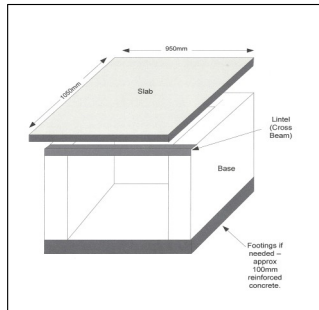
Corner Plan



Base Construction Courtyard Model

Slab dimensions for completed oven - 950mm wide x 1050mm deep x 65 mm thick*
 *Slab is provided with completed ovens only. If making your own slab we recommend 100mm reinforced concrete.

Note Bench and wall heights are a guide only - you can build your base to whatever height will be most comfortable for you when using the oven.



Oven Specs Overview

External Measurements

External width: 950mm
 External depth: 1050mm
 External height: ≈600mm

Internal Measurements

Internal width: 720mm
 Internal depth: 910mm
 Internal height: 400mm

Door/Mouth Measurements

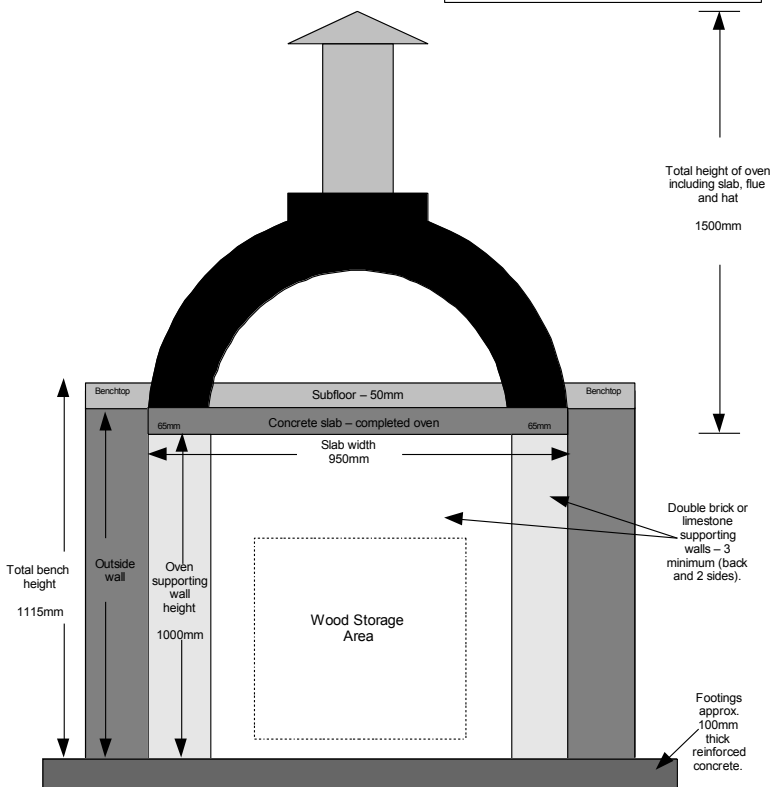
Width: 495mm
 Height: 260mm

Stainless Steel Flue Measurements

Length: 1000mm
 Diameter: 6" (approx 152mm)

Weight

Completed unit including slab ≈450kg
 DIY kit (no slab) ≈300kg



Note The aim is to have the benchtop level with the oven floor. Therefore the outside wall should be total bench height less thickness of whatever you are using to finish your benchtop eg. tile thickness.